

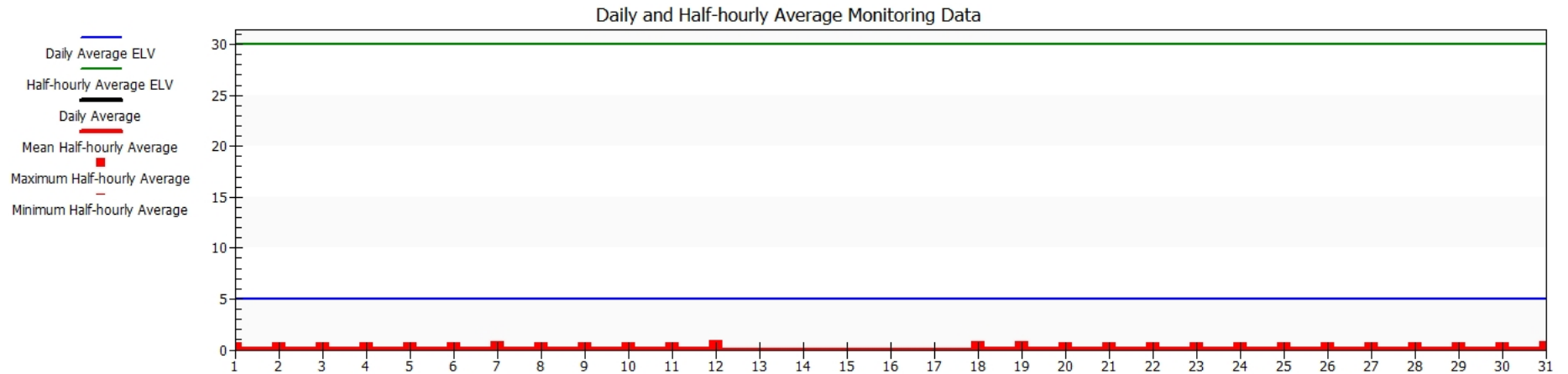
Permit Reference Number : PPC/A/1157446

Operator : Kanadevia Inova UK Operations Ltd

Installation: Earls Gate Energy Center

Form Number: Air 1 (A1)

Reporting of Continuously Monitored Emissions to Air for Particulates mg/Nm3 at Emission Point A1 For the month of July 2024



Monthly summary		Date	1	2	3	4	5	6	7	8	9	10	11	12	13	14	15	16	17	18	19	20	21	22	23	24	25	26	27	28	29	30	31
Half-hourly average		Half-hourly average ELV	30	30	30	30	30	30	30	30	30	30	30	30	30	30	30	30	30	30	30	30	30	30	30	30	30	30	30	30	30	30	30
	Monthly maximum	0	Maximum Half-hourly average	0	0	0	0	0	0	0	0	0	0	0	0	Off	Off	Off	Off	Off	Off	0	0	0	0	0	0	0	0	0	0	0	0
	Monthly mean	0	Mean Half-hourly average	0	0	0	0	0	0	0	0	0	0	0	0	Off	Off	Off	Off	Off	Off	0	0	0	0	0	0	0	0	0	0	0	0
	Monthly minimum	0	Minimum Half-hourly average	0	0	0	0	0	0	0	0	0	0	0	0	Off	Off	Off	Off	Off	Off	0	0	0	0	0	0	0	0	0	0	0	0
	Total Invalid results	0	No of Invalid results	0	0	0	0	0	0	0	0	0	0	0	0	0	0	0	0	0	0	0	0	0	0	0	0	0	0	0	0	0	0
	Sum of exceedances	0	No of exceedances of ELV	0	0	0	0	0	0	0	0	0	0	0	0	0	Off	Off	Off	Off	Off	Off	0	0	0	0	0	0	0	0	0	0	0
Daily average		Daily average ELV	5	5	5	5	5	5	5	5	5	5	5	5	5	5	5	5	5	5	5	5	5	5	5	5	5	5	5	5	5	5	
	Monthly maximum	0	Daily average	0	0	0	0	0	0	0	0	0	0	0	0	Off	Off	Off	Off	Off	Off	0	0	0	0	0	0	0	0	0	0	0	
	No of invalid days	0	Value Valid?	Y	Y	Y	Y	Y	Y	Y	Y	Y	Y	Y	Y	Y	Y	Y	Y	Y	Y	Y	Y	Y	Y	Y	Y	Y	Y	Y	Y	Y	
	Sum of exceedances	0	Value Exceeds ELV?	N	N	N	N	N	N	N	N	N	N	N	N	N	N	N	N	N	N	N	N	N	N	N	N	N	N	N	N	N	N

Signed.....**Earls Gate Energy Centre**.....

Date.....16/10/2024.....

(Authorised to sign as a representative of the Operator)

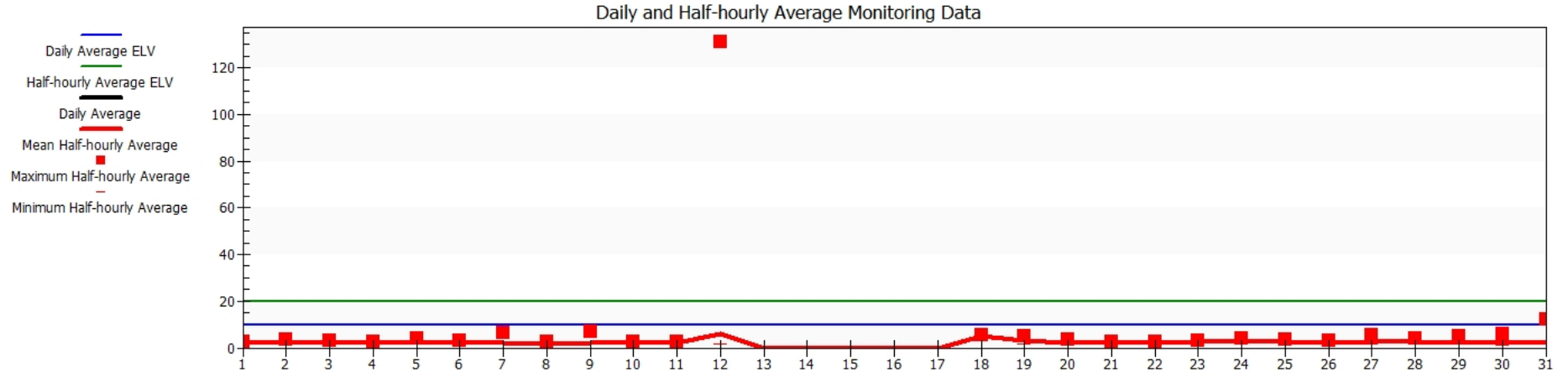
Permit Reference Number : PPC/A/1157446

Operator : Kanadevia Inova UK Operations Ltd

Installation: Earls Gate Energy Center

Form Number: Air 2 (A1)

Reporting of Continuously Monitored Emissions to Air for TOC mg/Nm3 at Emission Point A1 For the month of July 2024



Monthly summary		Date	1	2	3	4	5	6	7	8	9	10	11	12	13	14	15	16	17	18	19	20	21	22	23	24	25	26	27	28	29	30	31			
Half-hourly average		Half-hourly average ELV	20	20	20	20	20	20	20	20	20	20	20	20	20	20	20	20	20	20	20	20	20	20	20	20	20	20	20	20	20	20	20			
	Monthly maximum	131	Maximum Half-hourly average	3	4	3	2	4	3	6	3	7	3	2	131	Off	Off	Off	Off	Off	Off	6	5	3	2	2	3	4	3	3	6	4	5	6	12	
	Monthly mean	3	Mean Half-hourly average	2	2	2	2	2	2	2	2	2	2	2	6	Off	Off	Off	Off	Off	Off	5	3	2	2	2	2	2	2	2	2	3	2	2	2	2
	Monthly minimum	0	Minimum Half-hourly average	2	2	1	2	2	2	2	1	0	0	2	1	Off	Off	Off	Off	Off	Off	4	2	2	2	2	2	2	2	2	2	2	2	1	2	
	Total Invalid results	0	No of Invalid results	0	0	0	0	0	0	0	0	0	0	0	0	0	0	0	0	0	0	0	0	0	0	0	0	0	0	0	0	0	0	0	0	0
	Sum of exceedances	1	No of exceedances of ELV	0	0	0	0	0	0	0	0	0	0	0	1	Off	Off	Off	Off	Off	Off	0	0	0	0	0	0	0	0	0	0	0	0	0	0	0
Daily average		Daily average ELV	10	10	10	10	10	10	10	10	10	10	10	10	10	10	10	10	10	10	10	10	10	10	10	10	10	10	10	10	10	10	10	10	10	
	Monthly maximum	6	Daily average	2	2	2	2	2	2	2	2	2	2	6	Off	Off	Off	Off	Off	Off	5	3	2	2	2	2	2	2	2	3	2	2	2	2		
	No of invalid days	0	Value Valid?	Y	Y	Y	Y	Y	Y	Y	Y	Y	Y	Y	Y	Y	Y	Y	Y	Y	Y	Y	Y	Y	Y	Y	Y	Y	Y	Y	Y	Y	Y	Y	Y	
	Sum of exceedances	0	Value Exceeds ELV?	N	N	N	N	N	N	N	N	N	N	N	N	N	N	N	N	N	N	N	N	N	N	N	N	N	N	N	N	N	N	N	N	N

Signed..... **Earls Gate Energy Centre**

Date.....16/10/2024.....

(Authorised to sign as a representative of the Operator)

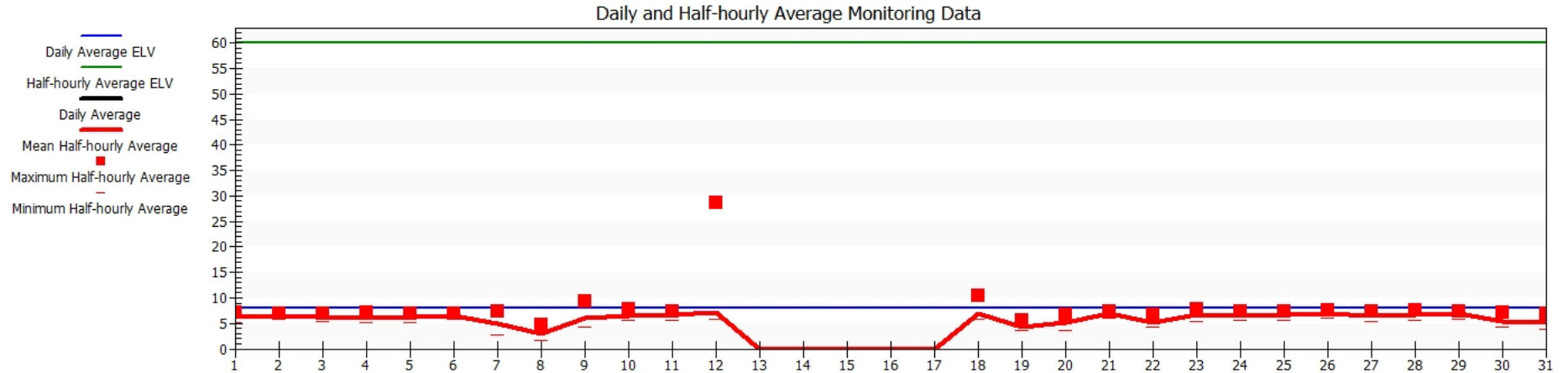
Permit Reference Number : PPC/A/1157446

Operator : Kanadevia Inova UK Operations Ltd

Installation: Earls Gate Energy Center

Form Number: Air 3 (A3)

Reporting of Continuously Monitored Emissions to Air for HCl mg/Nm3 at Emission Point A1 For the month of July 2024



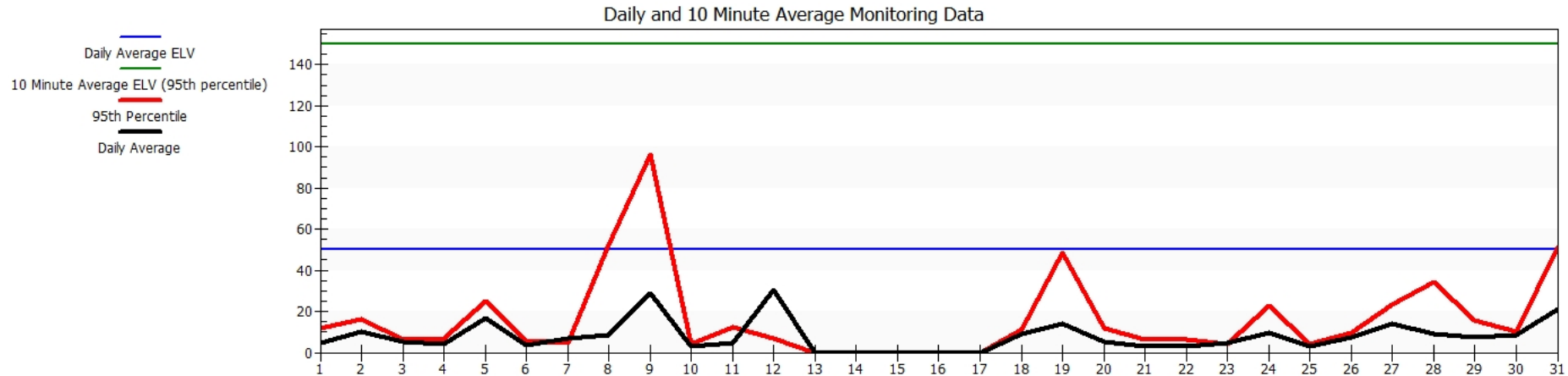
Monthly summary		Date	1	2	3	4	5	6	7	8	9	10	11	12	13	14	15	16	17	18	19	20	21	22	23	24	25	26	27	28	29	30	31			
Half-hourly average		Half-hourly average ELV	60	60	60	60	60	60	60	60	60	60	60	60	60	60	60	60	60	60	60	60	60	60	60	60	60	60	60	60	60	60	60			
	Monthly maximum	29	Maximum Half-hourly average	7	7	7	7	7	7	7	5	9	8	7	29	Off	Off	Off	Off	Off	Off	10	6	7	7	7	8	7	7	8	7	8	7	7		
	Monthly mean	6	Mean Half-hourly average	6	6	6	6	6	6	5	3	6	7	7	7	Off	Off	Off	Off	Off	Off	7	4	5	7	5	7	7	7	7	6	7	7	5	5	
	Monthly minimum	2	Minimum Half-hourly average	5	6	5	5	5	6	3	2	4	5	6	6	Off	Off	Off	Off	Off	Off	6	4	4	6	4	5	6	6	6	5	6	6	4	4	
	Total Invalid results	0	No of Invalid results	0	0	0	0	0	0	0	0	0	0	0	0	0	0	0	0	0	0	0	0	0	0	0	0	0	0	0	0	0	0	0	0	0
	Sum of exceedances	0	No of exceedances of ELV	0	0	0	0	0	0	0	0	0	0	0	0	Off	Off	Off	Off	Off	Off	0	0	0	0	0	0	0	0	0	0	0	0	0	0	0
Daily average		Daily average ELV	8	8	8	8	8	8	8	8	8	8	8	8	8	8	8	8	8	8	8	8	8	8	8	8	8	8	8	8	8	8	8	8	8	
	Monthly maximum	7	Daily average	6	6	6	6	6	6	5	3	6	7	7	7	Off	Off	Off	Off	Off	Off	7	4	5	7	5	7	7	7	7	6	7	7	5	5	
	No of invalid days	0	Value Valid?	Y	Y	Y	Y	Y	Y	Y	Y	Y	Y	Y	Y	Y	Y	Y	Y	Y	Y	Y	Y	Y	Y	Y	Y	Y	Y	Y	Y	Y	Y	Y	Y	
	Sum of exceedances	0	Value Exceeds ELV?	N	N	N	N	N	N	N	N	N	N	N	N	N	N	N	N	N	N	N	N	N	N	N	N	N	N	N	N	N	N	N	N	N

Signed..... **Earls Gate Energy Centre**

Date..... **16/10/2024**

(Authorised to sign as a representative of the Operator)

Reporting of Continuously Monitored Emissions to Air for CO mg/Nm3 at Emission Point A1 For the month of July 2024



Monthly summary		Date	1	2	3	4	5	6	7	8	9	10	11	12	13	14	15	16	17	18	19	20	21	22	23	24	25	26	27	28	29	30	31			
10 Minute average		10 Minute average ELV (95th Percentile)	150	150	150	150	150	150	150	150	150	150	150	150	150	150	150	150	150	150	150	150	150	150	150	150	150	150	150	150	150	150	150	150		
	Monthly Maximum 10-min	1263	Maximum 10 Minute average	156	373	365	115	543	21	322	142	1253	7	89	1263	Off	Off	Off	Off	Off	Off	Off	Off	Off	Off	Off	Off	Off	Off	Off	Off	Off	Off	Off		
	Monthly mean 10-min avgs	9	95th Percentile	12	16	6	7	25	6	5	52	97	4	12	7	Off	Off	Off	Off	Off	Off	Off	Off	Off	Off	Off	Off	Off	Off	Off	Off	Off	Off	Off		
	Monthly Minimum 10-min	0	Minimum 10 Minute average	1	1	1	1	1	1	2	1	1	0	2	1	0	Off	Off	Off	Off	Off	Off	Off	Off	Off	Off	Off	Off	Off	Off	Off	Off	Off	Off	Off	
	Total Invalid results	2	No of Invalid results	0	0	0	0	0	0	0	0	0	2	0	0	0	0	0	0	0	0	0	0	0	0	0	0	0	0	0	0	0	0	0	0	0
			Number of results above 150mg/m³	1	3	1	0	5	0	2	0	4	0	0	3	Off	Off	Off	Off	Off	Off	Off	Off	Off	Off	Off	Off	Off	Off	Off	Off	Off	Off	Off	Off	Off
Daily average		Daily average ELV	50	50	50	50	50	50	50	50	50	50	50	50	50	50	50	50	50	50	50	50	50	50	50	50	50	50	50	50	50	50	50	50	50	
	Monthly maximum	31	Daily average	5	10	5	4	17	4	7	8	29	3	5	31	Off	Off	Off	Off	Off	Off	Off	Off	Off	Off	Off	Off	Off	Off	Off	Off	Off	Off	Off	Off	
	No of invalid days	0	Value Valid?	Y	Y	Y	Y	Y	Y	Y	Y	Y	Y	Y	Y	Y	Y	Y	Y	Y	Y	Y	Y	Y	Y	Y	Y	Y	Y	Y	Y	Y	Y	Y	Y	
	Sum of exceedances	0	Value Exceeds ELV? (Y/N)	N	N	N	N	N	N	N	N	N	N	N	N	N	N	N	N	N	N	N	N	N	N	N	N	N	N	N	N	N	N	N	N	N

Signed.....**Earls Gate Energy Centre**.....

Date.....16/10/2024.....

(Authorised to sign as a representative of the Operator)

Environment Agency explanatory note: The 10-minute average ELV is based on the "95th percentile" In this case this means that 95% of the 10 minute averages in the calendar day (= 137) must be below 150 mg/m3, and 5% (= 7) are allowed to be any value above 150 mg/m3. Whilst we expect operators to minimise CO emissions at all times, it is perfectly acceptable for the value of the maximum 10-minute average to be above 150 mg/m3, provided the 95th percentile ELV has been met for that period

Permit Reference Number : PPC/A/1157446

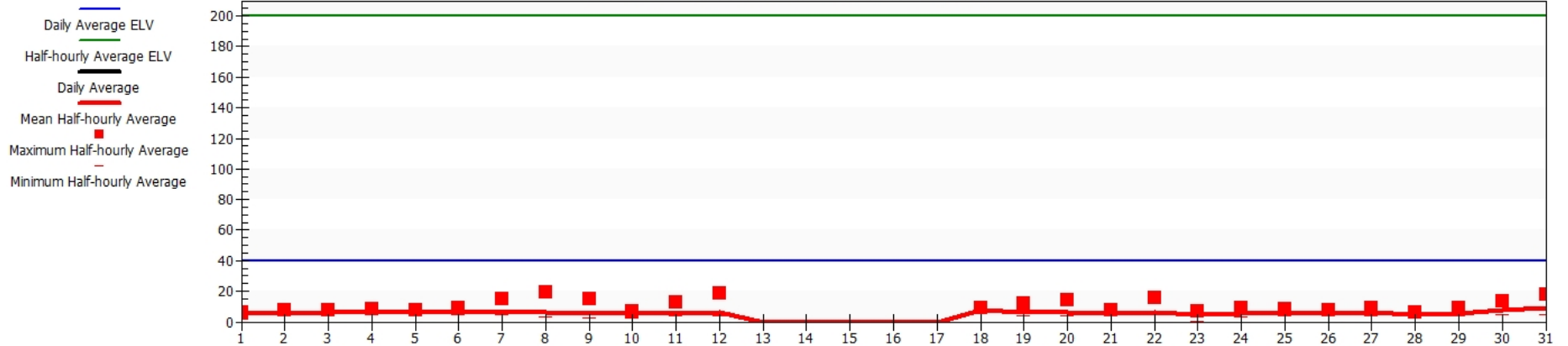
Operator : Kanadevia Inova UK Operations Ltd

Installation: Earlsgate Energy Center

Form Number: Air 5 (A1)

Reporting of Continuously Monitored Emissions to Air for SO2 mg/Nm3 at Emission Point A1 For the month of July 2024

Daily and Half-hourly Average Monitoring Data



Monthly summary		Date	1	2	3	4	5	6	7	8	9	10	11	12	13	14	15	16	17	18	19	20	21	22	23	24	25	26	27	28	29	30	31			
Half-hourly average		Half-hourly average ELV	200	200	200	200	200	200	200	200	200	200	200	200	200	200	200	200	200	200	200	200	200	200	200	200	200	200	200	200	200	200	200	200		
	Monthly maximum	20	Maximum Half-hourly average	7	7	8	9	8	9	15	20	15	7	13	18	Off	Off	Off	Off	Off	Off	9	12	14	8	15	7	9	8	7	9	6	9	13	18	
	Monthly mean	6	Mean Half-hourly average	5	5	6	6	6	6	6	7	6	6	5	6	Off	Off	Off	Off	Off	Off	8	6	6	6	6	5	5	5	5	6	5	6	8	9	
	Monthly minimum	1	Minimum Half-hourly average	2	4	5	5	5	5	4	4	2	3	4	4	Off	Off	Off	Off	Off	Off	6	4	4	4	5	1	3	4	4	4	4	4	5	5	
	Total Invalid results	0	No of Invalid results	0	0	0	0	0	0	0	0	0	0	0	0	0	0	0	0	0	0	0	0	0	0	0	0	0	0	0	0	0	0	0	0	0
	Sum of exceedances	0	No of exceedances of ELV	0	0	0	0	0	0	0	0	0	0	0	0	Off	Off	Off	Off	Off	Off	0	0	0	0	0	0	0	0	0	0	0	0	0	0	0
Daily average		Daily average ELV	40	40	40	40	40	40	40	40	40	40	40	40	40	40	40	40	40	40	40	40	40	40	40	40	40	40	40	40	40	40	40	40		
	Monthly maximum	9	Daily average	5	5	6	6	6	6	7	6	6	5	6	Off	Off	Off	Off	Off	Off	8	6	6	6	6	5	5	5	5	6	5	6	8	9		
	No of invalid days	0	Value Valid?	Y	Y	Y	Y	Y	Y	Y	Y	Y	Y	Y	Y	Y	Y	Y	Y	Y	Y	Y	Y	Y	Y	Y	Y	Y	Y	Y	Y	Y	Y	Y		
	Sum of exceedances	0	Value Exceeds ELV?	N	N	N	N	N	N	N	N	N	N	N	N	N	N	N	N	N	N	N	N	N	N	N	N	N	N	N	N	N	N	N	N	

Signed..... **Earls Gate Energy Centre**

Date.....16/10/2024.....

(Authorised to sign as a representative of the Operator)

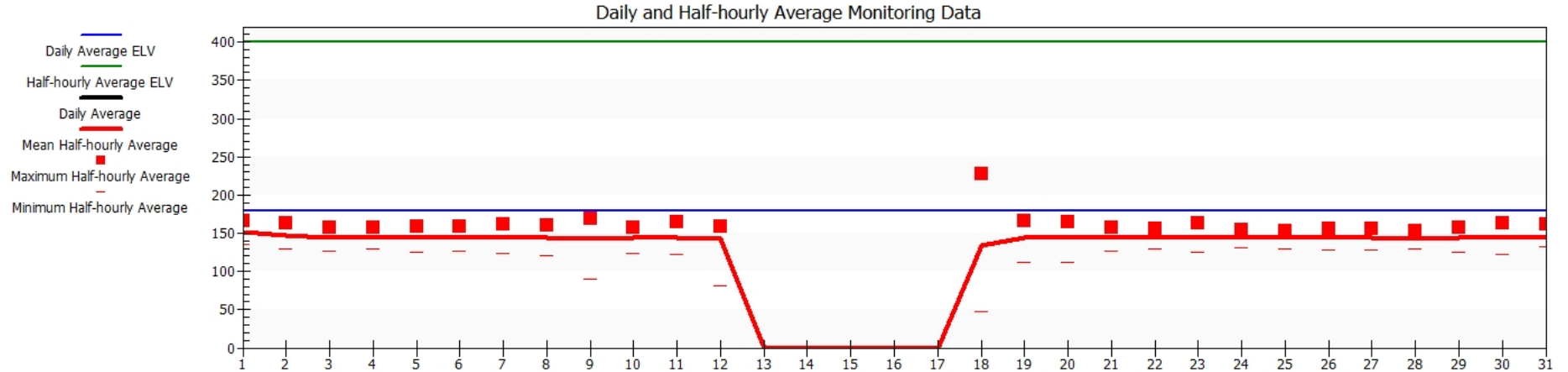
Permit Reference Number : PPC/A/1157446

Operator : Kanadevia Inova UK Operations Ltd

Installation: Earlsgate Energy Center

Form Number: Air 6 (A1)

Reporting of Continuously Monitored Emissions to Air for NOx mg/Nm3 at Emission Point A1 For the month of July 2024



Monthly summary		Date	1	2	3	4	5	6	7	8	9	10	11	12	13	14	15	16	17	18	19	20	21	22	23	24	25	26	27	28	29	30	31			
Half-hourly average		Half-hourly average ELV	400	400	400	400	400	400	400	400	400	400	400	400	400	400	400	400	400	400	400	400	400	400	400	400	400	400	400	400	400	400	400	400		
	Monthly maximum	227	Maximum Half-hourly average	166	163	157	157	159	158	161	161	169	157	164	159	Off	Off	Off	Off	Off	Off	227	166	164	157	156	163	155	154	156	156	153	158	163	162	
	Monthly mean	144	Mean Half-hourly average	152	147	145	144	144	144	144	143	144	144	142	Off	Off	Off	Off	Off	Off	134	145	145	144	144	144	144	144	144	145	143	144	144	145		
	Monthly minimum	48	Minimum Half-hourly average	136	130	126	130	125	126	124	121	91	124	122	81	Off	Off	Off	Off	Off	Off	48	112	111	126	129	125	131	129	128	129	129	125	123	132	
	Total Invalid results	0	No of Invalid results	0	0	0	0	0	0	0	0	0	0	0	0	0	0	0	0	0	0	0	0	0	0	0	0	0	0	0	0	0	0	0	0	0
	Sum of exceedances	0	No of exceedances of ELV	0	0	0	0	0	0	0	0	0	0	0	0	0	Off	Off	Off	Off	Off	0	0	0	0	0	0	0	0	0	0	0	0	0	0	0
Daily average		Daily average ELV	180	180	180	180	180	180	180	180	180	180	180	180	180	180	180	180	180	180	180	180	180	180	180	180	180	180	180	180	180	180	180	180	180	
	Monthly maximum	152	Daily average	152	147	145	144	144	144	144	143	144	144	142	Off	Off	Off	Off	Off	Off	134	145	145	144	144	144	144	144	144	145	143	144	144	145		
	No of invalid days	0	Value Valid?	Y	Y	Y	Y	Y	Y	Y	Y	Y	Y	Y	Y	Y	Y	Y	Y	Y	Y	Y	Y	Y	Y	Y	Y	Y	Y	Y	Y	Y	Y	Y	Y	
	Sum of exceedances	0	Value Exceeds ELV?	N	N	N	N	N	N	N	N	N	N	N	N	N	N	N	N	N	N	N	N	N	N	N	N	N	N	N	N	N	N	N	N	N

Signed.....Earls Gate Energy Centre.....

Date.....16/10/2024.....

(Authorised to sign as a representative of the Operator)

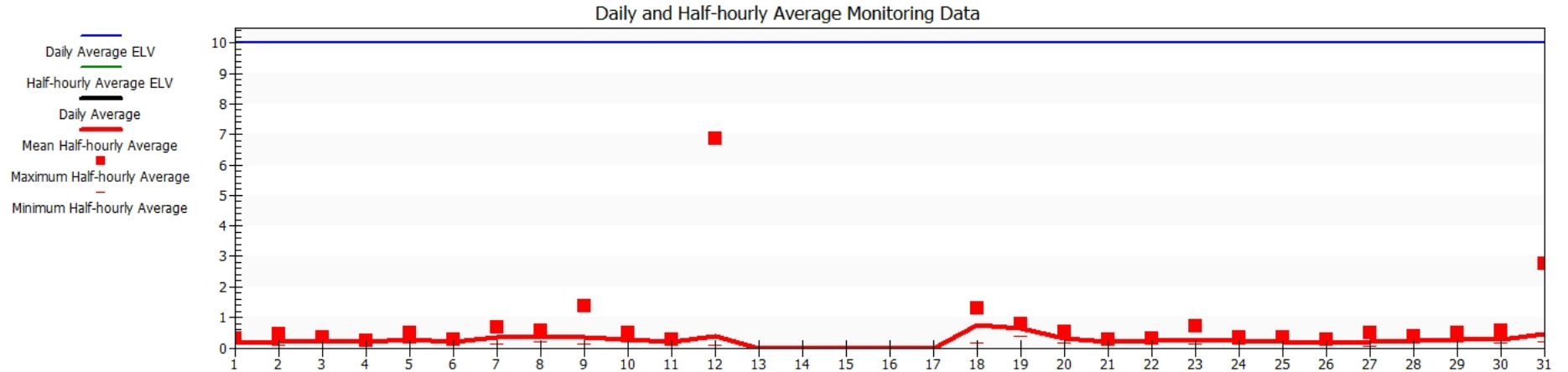
Permit Reference Number : PPC/A/1157446

Operator : Kanadevia Inova UK Operations Ltd

Installation: Earls Gate Energy Center

Form Number: Air 7 (A1)

Reporting of Continuously Monitored Emissions to Air for NH3 mg/Nm3 at Emission Point A1 For the month of July 2024



Monthly summary		Date	1	2	3	4	5	6	7	8	9	10	11	12	13	14	15	16	17	18	19	20	21	22	23	24	25	26	27	28	29	30	31	
Half-hourly average		Half-hourly average ELV	N/A	N/A	N/A	N/A	N/A	N/A	N/A	N/A	N/A	N/A	N/A	N/A	N/A	N/A	N/A	N/A	N/A	N/A	N/A	N/A	N/A	N/A	N/A	N/A	N/A	N/A	N/A	N/A	N/A	N/A	N/A	N/A
	Monthly maximum	7	Maximum Half-hourly average	0	0	0	0	1	0	1	1	1	1	0	7	Off	Off	Off	Off	Off	Off	1	1	1	0	0	1	0	0	0	0	0	1	3
	Monthly mean	0	Mean Half-hourly average	0	0	0	0	0	0	0	0	0	0	0	0	Off	Off	Off	Off	Off	Off	1	1	0	0	0	0	0	0	0	0	0	0	0
	Monthly minimum	0	Minimum Half-hourly average	0	0	0	0	0	0	0	0	0	0	0	0	Off	Off	Off	Off	Off	Off	0	0	0	0	0	0	0	0	0	0	0	0	0
	Total Invalid results	0	No of Invalid results	0	0	0	0	0	0	0	0	0	0	0	0	0	0	0	0	0	0	0	0	0	0	0	0	0	0	0	0	0	0	0
Sum of exceedances	0	No of exceedances of ELV	N/A	N/A	N/A	N/A	N/A	N/A	N/A	N/A	N/A	N/A	N/A	N/A	Off	Off	Off	Off	Off	Off	N/A	N/A	N/A	N/A	N/A	N/A	N/A	N/A	N/A	N/A	N/A	N/A	N/A	N/A
Daily average		Daily average ELV	10	10	10	10	10	10	10	10	10	10	10	10	10	10	10	10	10	10	10	10	10	10	10	10	10	10	10	10	10	10	10	10
	Monthly maximum	1	Daily average	0	0	0	0	0	0	0	0	0	0	0	0	Off	Off	Off	Off	Off	Off	1	1	0	0	0	0	0	0	0	0	0	0	0
	No of invalid days	0	Value Valid?	Y	Y	Y	Y	Y	Y	Y	Y	Y	Y	Y	Y	Y	Y	Y	Y	Y	Y	Y	Y	Y	Y	Y	Y	Y	Y	Y	Y	Y	Y	Y
	Sum of exceedances	0	Value Exceeds ELV?	N	N	N	N	N	N	N	N	N	N	N	N	N	N	N	N	N	N	N	N	N	N	N	N	N	N	N	N	N	N	N

Signed.....**Earls Gate Energy Centre**.....

Date.....16/10/2024.....

(Authorised to sign as a representative of the Operator)

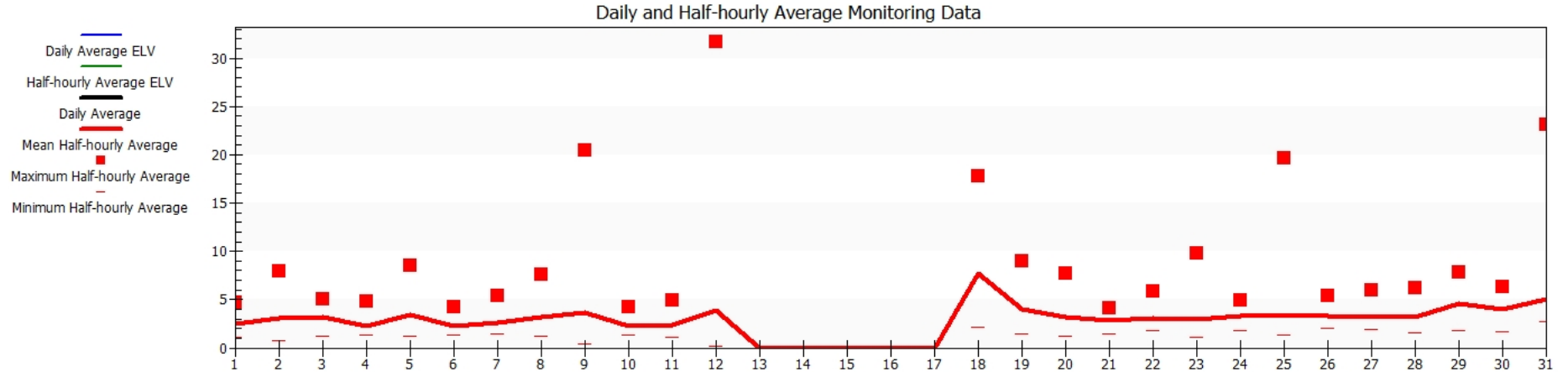
Permit Reference Number : PPC/A/1157446

Operator : Kanadevia Inova UK Operations Ltd

Installation: Earls Gate Energy Center

Form Number: Air 8 (A1)

Reporting of Continuously Monitored Emissions to Air for N2O mg/Nm3 at Emission Point A1 For the month of July 2024



Monthly summary		Date	1	2	3	4	5	6	7	8	9	10	11	12	13	14	15	16	17	18	19	20	21	22	23	24	25	26	27	28	29	30	31	
Half-hourly average		Half-hourly average ELV	N/A	N/A	N/A	N/A	N/A	N/A	N/A	N/A	N/A	N/A	N/A	N/A	N/A	N/A	N/A	N/A	N/A	N/A	N/A	N/A	N/A	N/A	N/A	N/A	N/A	N/A	N/A	N/A	N/A	N/A	N/A	N/A
	Monthly maximum	32	Maximum Half-hourly average	5	8	5	5	9	4	5	8	20	4	5	32	Off	Off	Off	Off	Off	Off	Off	Off	Off	Off	Off	Off	Off	Off	Off	Off	Off	Off	
	Monthly mean	3	Mean Half-hourly average	2	3	3	2	3	2	3	3	4	2	2	4	Off	Off	Off	Off	Off	Off	Off	Off	Off	Off	Off	Off	Off	Off	Off	Off	Off	Off	
	Monthly minimum	0	Minimum Half-hourly average	1	1	1	1	1	1	1	1	0	1	1	0	Off	Off	Off	Off	Off	Off	Off	Off	Off	Off	Off	Off	Off	Off	Off	Off	Off	Off	
	Total Invalid results	0	No of Invalid results	0	0	0	0	0	0	0	0	0	0	0	0	0	0	0	0	0	0	0	0	0	0	0	0	0	0	0	0	0	0	0
	Sum of exceedances	0	No of exceedances of ELV	N/A	N/A	N/A	N/A	N/A	N/A	N/A	N/A	N/A	N/A	N/A	N/A	N/A	N/A	N/A	N/A	N/A	N/A	N/A	N/A	N/A	N/A	N/A	N/A	N/A	N/A	N/A	N/A	N/A	N/A	N/A
Daily average		Daily average ELV	N/A	N/A	N/A	N/A	N/A	N/A	N/A	N/A	N/A	N/A	N/A	N/A	N/A	N/A	N/A	N/A	N/A	N/A	N/A	N/A	N/A	N/A	N/A	N/A	N/A	N/A	N/A	N/A	N/A	N/A	N/A	
	Monthly maximum	8	Daily average	2	3	3	2	3	2	3	3	4	2	2	4	Off	Off	Off	Off	Off	Off	Off	Off	Off	Off	Off	Off	Off	Off	Off	Off	Off		
	No of invalid days	0	Value Valid?	Y	Y	Y	Y	Y	Y	Y	Y	Y	Y	Y	Y	Y	Y	Y	Y	Y	Y	Y	Y	Y	Y	Y	Y	Y	Y	Y	Y	Y		
	Sum of exceedances	0	Value Exceeds ELV?	N	N	N	N	N	N	N	N	N	N	N	N	N	N	N	N	N	N	N	N	N	N	N	N	N	N	N	N	N	N	

Signed.....**Earls Gate Energy Centre**.....

Date.....16/10/2024.....

(Authorised to sign as a representative of the Operator)

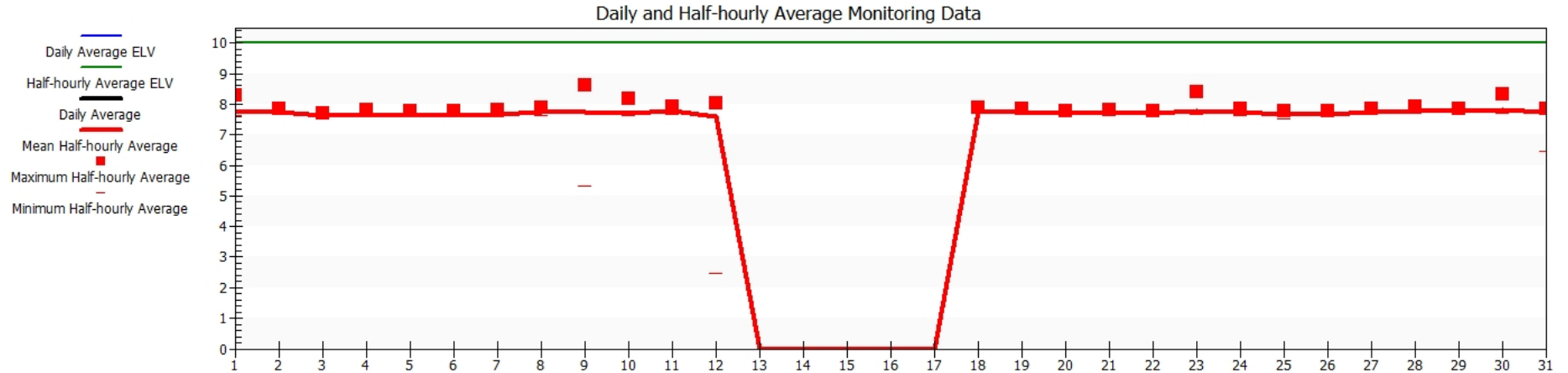
Permit Reference Number : PPC/A/1157446

Operator : Kanadevia Inova UK Operations Ltd

Installation: Earls Gate Energy Center

Form Number: Air A (A1)

Reporting of Continuously Monitored Emissions to Air for CO2 % at Emission Point A1 For the month of July 2024



Monthly summary		Date	1	2	3	4	5	6	7	8	9	10	11	12	13	14	15	16	17	18	19	20	21	22	23	24	25	26	27	28	29	30	31	
Half-hourly average		Half-hourly average ELV	10	10	10	10	10	10	10	10	10	10	10	10	10	10	10	10	10	10	10	10	10	10	10	10	10	10	10	10	10	10	10	
	Monthly maximum	9	Maximum Half-hourly average	8	8	8	8	8	8	8	8	8	8	8	8	8	8	8	8	8	8	8	8	8	8	8	8	8	8	8	8	8	8	
	Monthly mean	8	Mean Half-hourly average	8	8	8	8	8	8	8	8	8	8	8	8	8	8	8	8	8	8	8	8	8	8	8	8	8	8	8	8	8	8	
	Monthly minimum	2	Minimum Half-hourly average	8	8	8	8	8	8	8	8	8	8	8	8	8	8	8	8	8	8	8	8	8	8	8	8	8	8	8	8	8	8	
	Total Invalid results	0	No of Invalid results	0	0	0	0	0	0	0	0	0	0	0	0	0	0	0	0	0	0	0	0	0	0	0	0	0	0	0	0	0	0	0
	Sum of exceedances	0	No of exceedances of ELV	0	0	0	0	0	0	0	0	0	0	0	0	0	0	0	0	0	0	0	0	0	0	0	0	0	0	0	0	0	0	0
Daily average		Daily average ELV	N/A	N/A	N/A	N/A	N/A	N/A	N/A	N/A	N/A	N/A	N/A	N/A	N/A	N/A	N/A	N/A	N/A	N/A	N/A	N/A	N/A	N/A	N/A	N/A	N/A	N/A	N/A	N/A	N/A	N/A	N/A	
	Monthly maximum	8	Daily average	8	8	8	8	8	8	8	8	8	8	8	8	8	8	8	8	8	8	8	8	8	8	8	8	8	8	8	8	8	8	
	No of invalid days	0	Value Valid?	Y	Y	Y	Y	Y	Y	Y	Y	Y	Y	Y	Y	Y	Y	Y	Y	Y	Y	Y	Y	Y	Y	Y	Y	Y	Y	Y	Y	Y		
	Sum of exceedances	0	Value Exceeds ELV?	N	N	N	N	N	N	N	N	N	N	N	N	N	N	N	N	N	N	N	N	N	N	N	N	N	N	N	N	N	N	

Signed..... **Earls Gate Energy Centre**.....

Date.....16/10/2024.....

(Authorised to sign as a representative of the Operator)